

Reading Workshop

Oak Meadow
Primary School



Thank-you for joining us to celebrate reading! We are hoping to share how reading is taught within school and will share activities that could be used at home to develop children's reading ability further.

Friday 22nd November 2024

Reading National Curriculum

- Comprehension skills develop through pupils' experience of high-quality discussion with the teacher, as well as from reading and discussing a range of stories, poems and non-fiction.
- All pupils must be encouraged to read widely across both fiction and non-fiction to develop their knowledge of themselves and the world they live in, to establish an appreciation and love of reading, and to gain knowledge across the curriculum.



Early Readers

Reading begins with developing skills to decode words. RWI is used within school to teach children the phonic sounds that are needed to read fluently and accurately. This will help them to blend unknown words and begin to read.



Complex Speed Sounds											
Consonant sounds											
f	l	m	n	r	s	v	z	sh	th	ng	
ff	ll	mm	nn	rr	ss	ve	zz	ti		nk	
ph	le	mb	kn	wr	se		s	ci			
					ce		se				
b	c	d	g	h	j	p	qu	t	w	x	y
bb	k	dd	gg		g	pp		tt	wh		
	ck				ge						ch
	ch				dge						
Vowel sounds											
a	e	i	o	u	ay	ee	igh	ow			
	ea				ā-e	y	ī-e	ō-e			
					ai	ea	ie	oa			
						e	i	o			
							y				
oo	oo	ar	or	air	ir	ou	oy	ire	ear	ure	
ū-e			oor	are	ur	ow	oi				
ue			ore		er						
ew			aw								
			au								

Sounds Set 1, 2 and 3 Sounds and Expectations

Sound Symbols Set 1

m	a	s	d	t
				
l	n	p	g	o
				
c	k	u	b	f
				
e	l	h	sh	r
				
j	v	y	w	th
				
z	ch	qu	x	ng
				

ay 	ee 	igh 	ow 	oo 
oo 	ar 	or 	air 	ir 

a-e 	i-e 	o-e 	u-e 	aw 
are 	ur 	er 	ow 	ai 
oa 	ew 	ire 	ear 	ure 

Sounds

- Stretchy and bouncy sounds
- When teaching children to read it is important that you teach children the pure sounds and not the letter name.
- Children are grouped on which sounds they are able to recognise and this helps to ensure children are receiving the teaching that they need.

Simple Speed Sounds

Consonants: stretchy

f	l	m	n	r	s	v	z	sh	th	ng
										nk

Consonants: bouncy

b	c	d	g	h	j	p	qu	t	w	x	y	ch
	k											

Vowels: bouncy

a	e	i	o	u	ay	ee	igh	ow
---	---	---	---	---	----	----	-----	----

Vowels: stretchy

Vowels: stretchy

oo	oo	ar	or	air	ir	ou	oy
----	----	----	----	-----	----	----	----



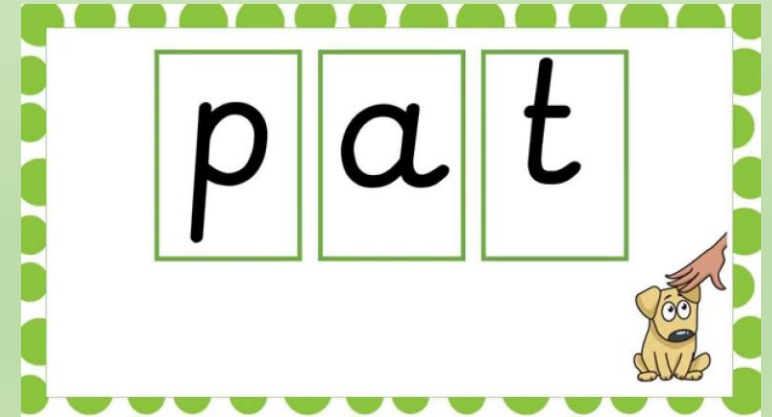
egg	well
quick	spring
quack	nest
cluck	long

Green words – words that children are able to blend.

Blending - When learning to read, children will learn their initial sounds and then be taught to blend.



what	they
do	said
you	to
the	what

Red words – words that cannot be blended and children need to learn.



Teaching Phonics in Reception

- First 6 weeks, children are taught whole class and we focus on set one sounds – focusing particularly on retention of sounds and blending.
- Daily 1:1 interventions are in place for children who need additional support to recognise sounds.
- Children then will be assessed and groups will be created to support the progression of sounds.



Early Readers

Giving children the opportunity to explore and read a variety of texts are very important. For example, within reception's topic of 'People Who Help Us', a range of information books are available for children to read, even if they are unable to access every word.

Children will be given reading books to take home dependant on their phonic ability. All books that children bring home are phonetically decodable and they don't need to learn words by sight. Each pupil also has access to Bug Club which provides a wider range of books that can be accessed online.



Reading at home!

- When children have been taught set 1 sounds, Depending on which 'sound set' children are on, they will be given texts that they can read independently. More challenging texts can be read to the children and questions can be asked to help develop their understanding.
- Developing vocabulary is a vital skill.

Increase Vocabulary Through Reading

5 Minutes of reading each day
= 900 minutes/school year
= 282,000 words




20 Minutes of reading each day
= 3600 minutes/school year
= 1,800,000 words

Reading at home – questioning, repe



How to use the reading books daily (other information is included at the front of each reading book)

Activity 1	Activity 2	Activity 3	Activity 4	Activity 5
<u>Developing fluency</u> Children can read the story out loud looking for the green/ red words.	<u>My turn, your turn!</u> Children and adults take turns to read different pages of the story.	<u>Retell the story</u> Use the story map at the back of the book as children retell the story using what they have retained.	<u>Questions to chat about</u> Use the questions on the back cover of the story book to improve children's comprehension.	<u>Find it, prove it!</u> Create new questions about the story and children have to find the evidence in their books to support their answers.

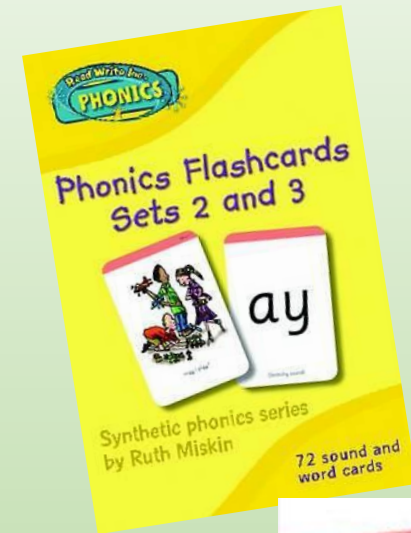


Resources to support home phonics!



Fred Talk Blending

Homework – read
it, write it,
recognise it!



Bug Club

- Every child in school has access to Bug Club

- This is an interactive resource that provides children with a range of texts they can read independently and also have the opportunity to develop their comprehension skills by answering a range of questions.

- iPads



Phonics Bug

Phonics Bug books are incorporated in the **KS1 Independent Reading** packages and can be supported by **Phonics Bug Whole Class Teaching Tools**.

Phonics Bug Whole Class Teaching

Phonics Bug Whole Class Teaching contains everything you need to teach and assess synthetic phonics in Reception and KS1.

The programme is edited by Professor Rhona Johnston and Dr Joyce Watson, and is based on a seven year study in Clackmannanshire that proved systematic synthetic phonics is the most effective way to teach children to read.

Structured daily lessons help you deliver engaging phonics lessons around all aspects of language. Plus, you can assess how your children are progressing by using the online assessment tools provided.

Grammar & Spelling Bug

Grammar and Spelling Bug breathes new life into grammar, spelling and punctuation lessons with hundreds of engaging practice games that children will want to return to again and again, plus comprehensive lesson plans and assessments available at the click of a button.

Bursting with time-travel themed online practice games and video tutorials to help children master essential skills.

Secure mastery as children are motivated to practise again and again with hundreds of engaging practice games.

To find out more, go to www.pearsonprimary.co.uk/discovergrammarspelling

Any Questions?

