



---

# Welcome to Oak Meadow Primary School

From tiny acorns **mighty oaks** grow...



# Contents

---

- Meet our Reception team
- Information Pack
- Preparation for School
- Attendance
- Curriculum and the School Day
- Importance of Play
- How to help your child prepare for school
- Useful websites





# Our Reception Team 😊

## RB and RT

---

Teachers

:



**Miss Blunt**



**Miss Thwaites**



# Our Reception Team 😊

## RB and RT

---

### Teaching Assistants:



Mrs Malia




Miss Hannon




Mrs Bradney

### Learning Support



Miss Homer



Mrs Perry



# Information Pack

---

- Welcome Document
- Ethnicity form
- Medical Record
- Contact card
- Universal Free School Meals/ Parent Pay
- Home / School Agreement
- General Visits
  
- Please ensure these are returned to the school office, thank you.
- Uniform Order - book bags.



# Preparation for School

---

- Healthy lunches
- Labelled uniform and PE Kit
- Orders to be made by Friday **5<sup>th</sup> July**
- Black school shoes
- Labelled water bottle
- Breakfast Club 7:30am (£3)
- Funsters (£4.50 4:15pm) (£6.50 5:45pm)





# Attendance

---

- Attendance is monitored rigorously
- All absences must be reported on the first day via telephone
- Medical evidence is requested to authorise absence:
  - GP appointment card
  - Prescription
  - Hospital letter
  - Appointment letter
- Attendance is monitored by the LA's Educational Welfare Officer

# Early Years Foundation Stage

## Areas of learning

Your child will be taught through adult-led whole class inputs, small groups and most importantly through play. The areas of learning are:

- **Communication and Language**
- **Personal, Social and Emotional Development**
- **Physical Development**
- Literacy
- Mathematics
- Understanding the World
- Expressive Arts and Design














# A Day in Reception

- Carousel of activities
- Phonics
- Snack
- Maths input
- Continuous provision and enhanced provision
- Forest School
- Lunch
- Literacy input
- Continuous provision and enhanced



# Phonics

We follow the Ruth Miskin Inc (RWI) phonic scheme which teaches children to recognise and blend sounds so that they are able to read with confidence and fluency. As soon as children enter Reception, they are exposed to phonics through the environment, tailored activities and a short daily input. When the children are settled, more structured phonic sessions will take place. Reading and practising these phonic sounds at home will be extremely beneficial and will give your



# Phonics

## Decoding


Your child will:

- Learn 47 sounds and corresponding letters
- Learn how to read words by blending
- Read specially written books featuring all the words they have learned to sound out and blend

## Comprehension

Your child will:

- Talk a lot about what they have read to show their own understanding
- Listen to and discuss their books to deepen understanding




# Reading Scheme

Your child will receive their own reading diary which will provide questions and activities to develop their comprehension, spoken language and vocabulary. These skills can be transferred to books that you read together at home.



**Phonically decodable  
word book.**


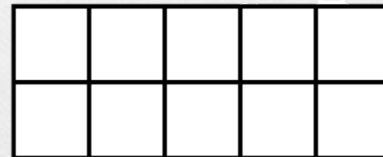


**Picture book to  
encourage imagination  
and discussion.**



# Maths Resources

We use Numicon shapes, as well as 5 and 10 frames as a way of scaffolding your child's understanding of number. This can be used to recognise, order, see relationships and begin to problem solve using numbers.



# Forest School

- We capitalise on the outdoors as a real context for learning
- We utilise our woodland and outdoor environment and the rich source of natural materials for learning
- We build upon the way in which children learn by:
  - Being active
  - Having first-hand experiences
  - Using all of their senses
  - Investigative learning
  - Exploratory learning
  - Building upon their natural curiosity
  - Taking appropriate risk











# First day of school

---

- First day of Autumn term - **Wednesday 4<sup>th</sup> September 2024**
- Staff will welcome you at the Yellow Hub door (RT) or the classroom door (RB)
- Children must be in school between 8.35a.m. and 8.45a.m.
- Parents/Carers may accompany children into school, leaving once children are settled.
- Parents/ Carers may enter and settle their children for the first week.
- As children's confidence develops, we encourage parents/ carers to let children enter and follow routines independently.



# General Information

---

- EvidenceMe - learning journeys
- Come and Play sessions
- Workshops
- Home-School Liaison Officer Mrs Parker-Thornton
- School Fund (£6)





# Preparing your child for Reception

---

To ease the transition into full-time schooling and to give your child the best possible start, we would encourage your child to be able to:

- Recognise their name in print
- Be attempting to write their name
- Verbally count to ten in the correct order
- Touch count objects to 5
- Practise fastening their coat
- Use the toilet independently





# Preparing your child for Reception

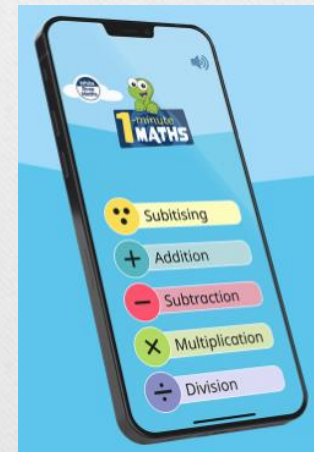
---

With your child you could:

- Play games encouraging turn taking
- Share stories and discuss their favourite part or character
- Take part in listening games, such as eye spy
- Introduce fine motor activities that involve playdough, pegs, threading, painting, tweezers, cutting, pincer movements etc

# Websites to support your child

- Phonics Play
- Alphablocks
- Numberblocks
- Top Marks
- White Rose Maths – 1 minute maths





# Final note...

---

- Final transition session – **Wednesday 3<sup>rd</sup> July 10:30am - 12 noon**
- Please provide your child with a packed lunch
- Children will meet the lunchtime supervisors and eat in our dinner hall
- Please collect your child from their classroom door RB, Yellow hub door RT

From tiny acorns **mighty oaks** grow...





Our school website:  
[www.oakmeadowsschool.co.uk](http://www.oakmeadowsschool.co.uk)

---

From tiny acorns **mighty oaks** grow...

